

LOTHIAN DEMENTIA PROJECT

Dementia Incidence and forecasts

The number of older people in Scotland is rising and, with that, will come a higher incidence of dementia. It is estimated that the number of people with dementia in Scotland will increase by 75% over the next 25 years. Currently there are estimated to be between 58,000-65,000 people with dementia in Scotland and that total is expected to rise to 102,000-114,000 by 2031.

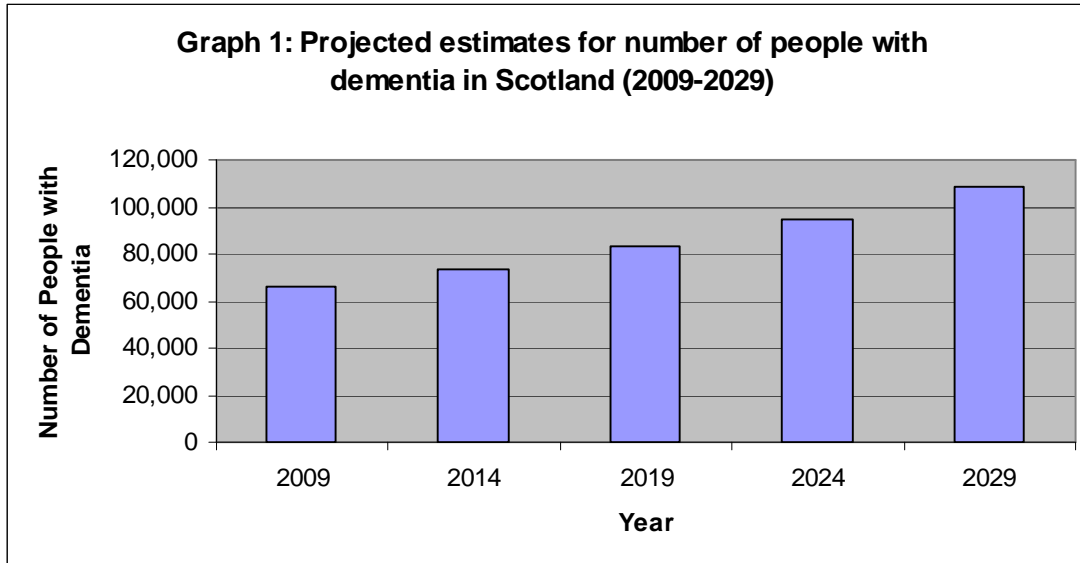
This level of increase will pose huge challenges for health and social care services which has led the Scottish Government to make tackling dementia a national priority.

The first step in preparing services to meet this challenge is to understand the situation, both locally and nationally.

Dementia in Scotland

Fig 1. Projected estimates for number of people with dementia in Scotland

Year	Scottish population	Number with dementia
2009	5,117,000	65,758
2014	5,124,000	73,431
2019	5,128,000	83,151
2024	5,119,000	94,664
2029	5,086,000	108,206



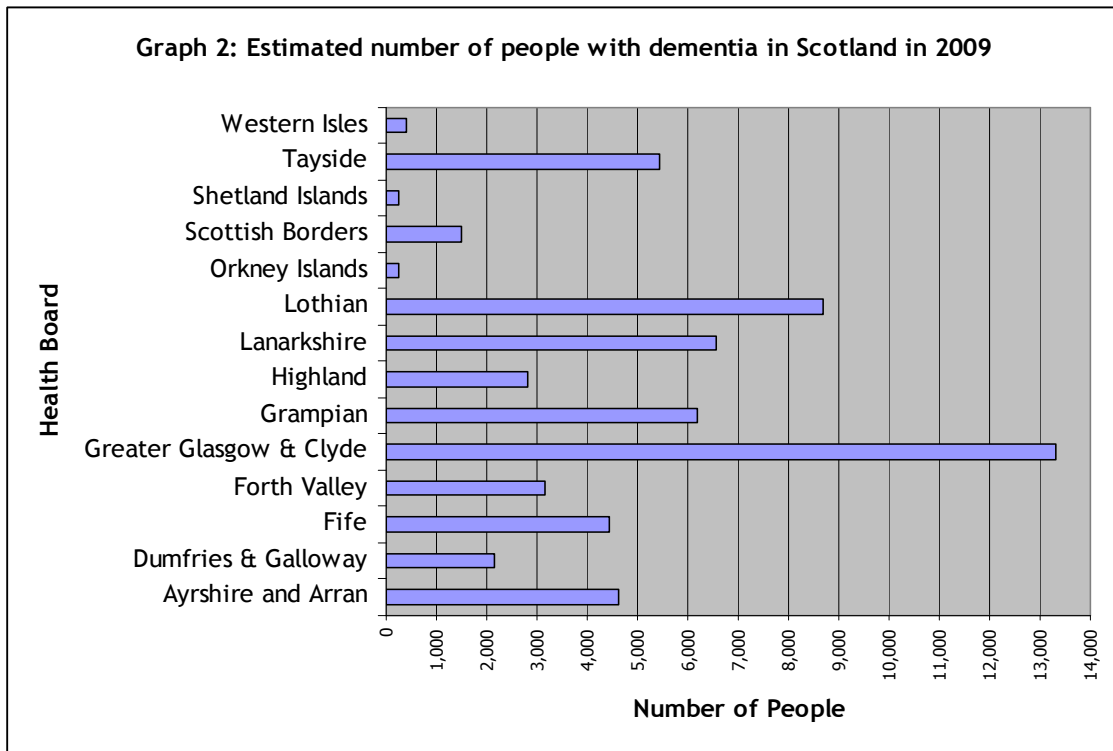
Figures taken from www.alzscot.org.uk

Most people with dementia continue to live in the community. It is estimated that around 60% of people with dementia live at home, often supported by a range of community and health care services. Around 70% of people with dementia living in the community live with their carer. Research shows that most carers are the spouse or daughter of the person with dementia. The remaining 40% are in institutional (long stay) care.

A comparison of NHS Board areas shows slightly higher rates of dementia in the Borders and Dumfries and Galloway than in Fife, Lothian and Forth Valley.

Fig 2. Estimated number of people with dementia in 2009 by NHS Board

Health Board	No of People
Ayrshire and Arran	4,635
Dumfries & Galloway	2,165
Fife	4,428
Forth Valley	3,146
Greater Glasgow & Clyde	13,316
Grampian	6,173
Highland	2,811
Lanarkshire	6,569
Lothian	8,686
Orkney Islands	264
Scottish Borders	1,501
Shetland Islands	264
Tayside	5,430
Western Isles	398



Figures taken from www.alzscot.org.uk

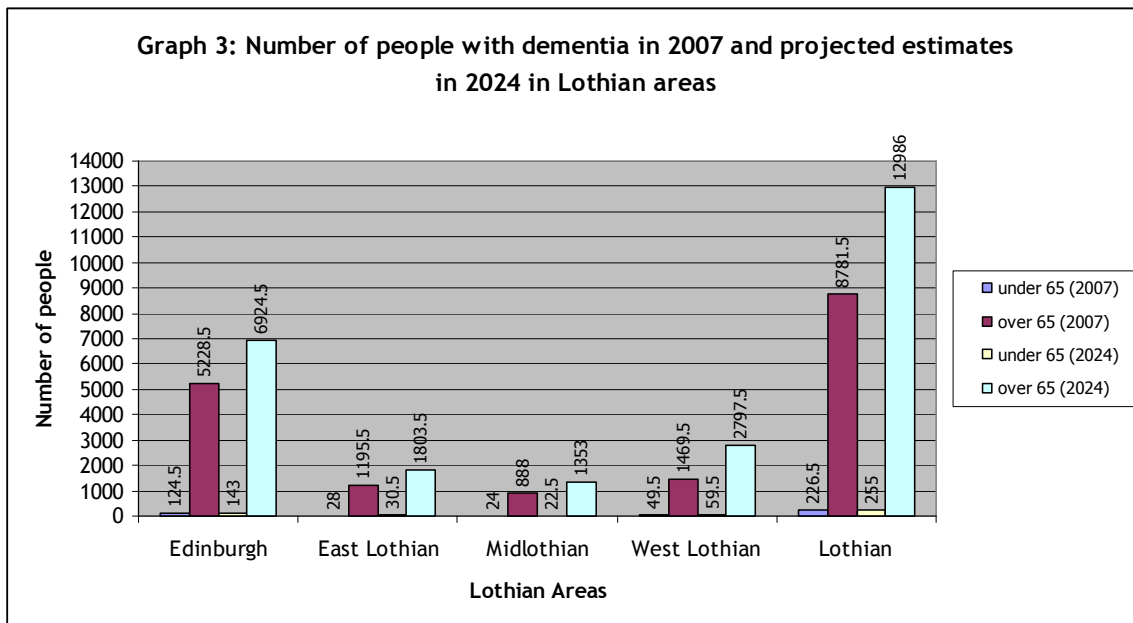
Dementia in Lothian

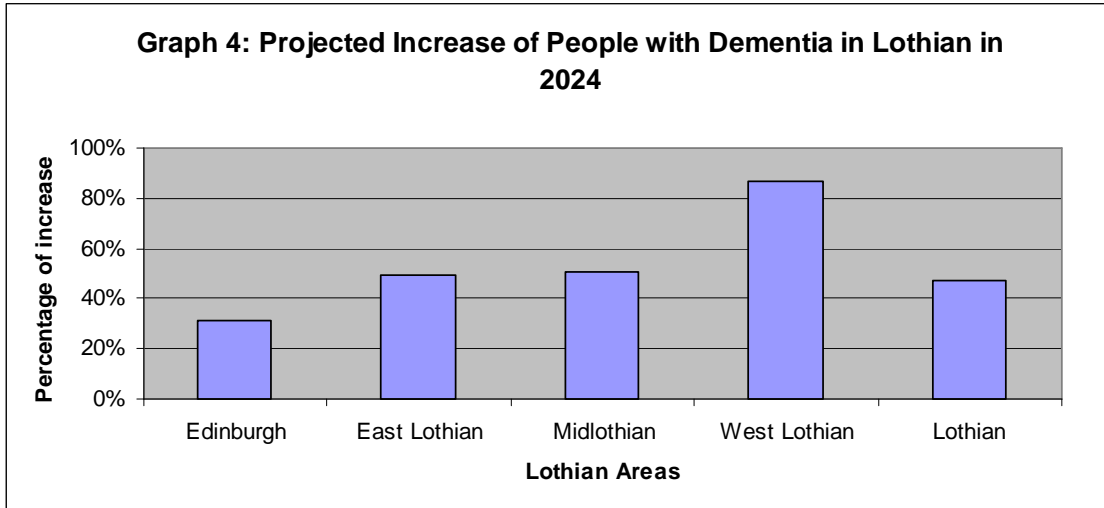
Fig 3. Estimated number of people with dementia in Lothian in 2007

	Under 65	Over 65	Total
Edinburgh	106 - 143	4953 - 5504	5059 - 5647
East Lothian	25 - 31	1129 - 1262	1154 - 1292
Midlothian	22 - 26	836 - 940	858 - 966
West Lothian	43 - 56	1380 - 1559	1423 - 1615
Lothian	197 - 256	8298 - 9265	8495 - 9521

Fig 4. Projected number of people with dementia in Lothian in 2024

	Under 65	Over 65	Total	Increase
Edinburgh	125 - 161	6494 - 7355	6619 - 7515	31%
East Lothian	30 - 31	1689 - 1918	1718 - 1949	49%
Midlothian	22 - 23	1278 - 1428	1300 - 1452	51%
West Lothian	56 - 63	2600 - 2995	2656 - 3058	87%
Lothian	232 - 278	12276 - 13696	12508 - 13974	47%





Figures supplied by NHS Lothian.

This table and graphs shows that the number of people with dementia is expected to increase by just under half in Lothian over the next 15 years. The greatest impact is expected to be in West Lothian which faces an 87% increase - almost three times the rate that is expected in Edinburgh city.

Progress against targets in Lothian

The Scottish Government has set targets for improving dementia care. These include improving the early diagnosis and management of patients, reducing the proportion of older people admitted to hospital as emergency in-patients and providing more care at home for older people with complex care needs.

Early identification of dementia is important in helping with treatment, supporting carers, providing information and overall patient management. Compiling registers of dementia patients is a key tool in care management. Progress is being made in Lothian in both these areas.

Fig 5. Improvements in early diagnosis and management

	Mar-07	Mar-08	Mar-08	Improvement over target
	Baseline	Target	Actual	
Edinburgh CHP	2,761	2,844	2,907	63
East Lothian CHP	806	830	844	14
Midlothian CHP	490	505	517	12
West Lothian CHCP	736	758	791	33
Total	4,793	4,937	5,059	122

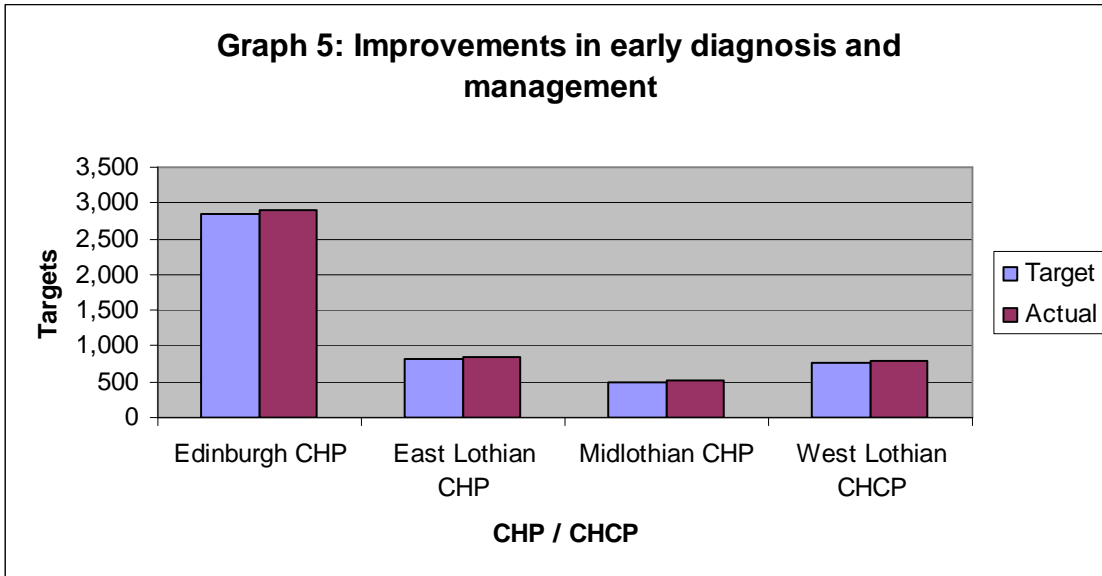


Fig 6. Number of patients on dementia register

CHP / CHCP	Estimated number of people with dementia	No. patients on dementia register 2007	No. patients on dementia register 2008	Dementia register increase 2007 - 08	Proportion of people on register
Edinburgh CHP	5208	2761	2907	5.29%	56%
East Lothian CHP	1118	806	844	4.71%	71%
Midlothian CHP	846	490	517	5.51%	61%
West Lothian CHCP	1305	736	791	7.47%	61%
Total	8547	4793	5059	5.55%	59%

Graph 6: Dementia register increase 2007 – 08

